

IUGA-eXchange



Report on the IUGA eXchange 2006 Belgaum, India



Jawaharlal Nehru Medical College
3rd & 4th May 2006

In collaboration with K.L.E.S Hospital, Belgaum

Contents

Preparatory meeting

Report of the IUGA eXchange meeting



Preparatory Meeting

A preparatory meeting took place between the IUGA organising committee (Prof Paul Riss, Dr Engelbert Hanzal, Miss Rane Thakar) and the local organisers (Dr M .B.Bellad & Prof B.R. Desai, Dr. R. B. Nerli, Dr. B. R. Nilgar) in Jawaharlal Nehru Medical College, Belgaum on the 13th and 14th January 2006. The ethos of the eXchange programme was introduced to the local committee.



The number of participants would be restricted to 40. Delegates would be invited from surrounding medical schools so that knowledge of urogynaecology acquired at this meeting would be widely disseminated. As urogynaecology is not a priority with health care in this part of the world, not much emphasis is paid to this subject during teaching and in clinical practice. The local organising committee therefore welcomed such an exchange programme. The scientific programme was discussed and finalised. The local and IUGA faculty was decided.

Local Faculty:

Dr Babasaheb R Desai
Dr Mrutyunjaya B Bellad
Dr Raju B Nerli
Dr B R Nilgar
Dr Jyotsna c.Shravage
Dr A. Mohan
Dr Sanjay Sinha
Dr S. I. Neeli



IUGA Faculty:

Prof Paul Riss (Austria)
Dr Engelbert Hanzal (Austria)
Miss Rane Thakar (UK)
Dr Willy Davila (USA)
Mr Abdul Sultan (UK)
Mr Ash Monga (UK)
Miss Sunny Park (Korea)
Dr Rajamaheshwari Natarajan (India)
Dr Karthik Gunasekaran (India)

Photograph above shows (left to right) Dr Abdul Sultan, Miss Rane Thakar, Prof Engelbert Hanzal, Dr Willy Davila and Dr Rajamaheshwari Natarajan



Photograph on the left shows the local faculty discussing the organisation of the meeting with the IUGA Faculty

Report on the programme

The meeting took place on 3rd and 4th May 2006 in KLE Hospital. There was a lot of interaction between the delegates and the IUGA faculty during the meeting and in the breaks. This was particularly so during the workshops. The programme was designed to cover basics in urogynaecology.

Scientific programme

The programme consisted of 8 lectures, two panel discussions and five workshops and broadly covered most aspects of urogynaecology. The scientific programme is attached (Appendix 1).

Participants

Participants consisted of postgraduate students and consultants from various medical schools in Karnataka (Belgaum, Manipal, Tumkur and Manipal).

Venue



The lectures were held in the auditorium and workshops in 3 other rooms in K.L.E.S Hospital. This was kindly provided free of charge for the programme.

Summary of the meeting



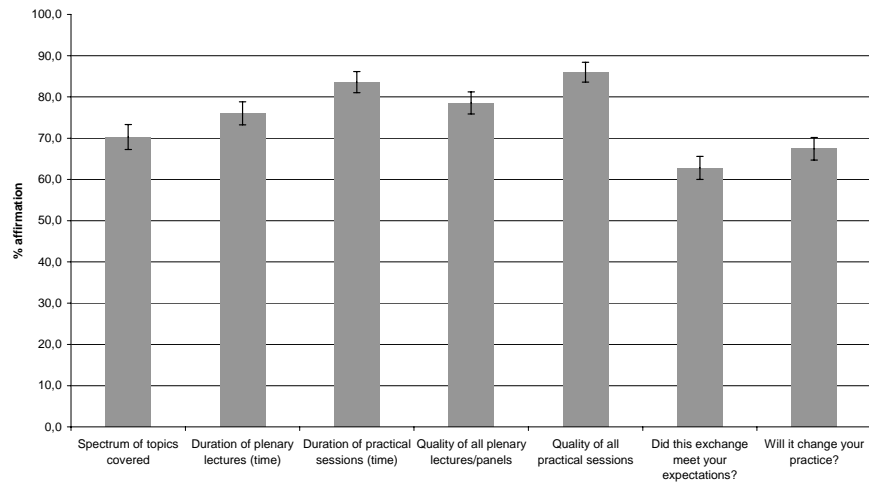
The opening lecture was given by Dr Rajamaheshwari from Chennai. She authoritatively covered female health related issues in India with emphasis on incontinence and set the scene for the rest of the meeting. This was followed by a lecture on female sexual dysfunction by Miss Ranee Thakar. This subject is generally taboo in the Indian culture and generated a lot of discussion. Mr Ash Monga covered efficacy of prolapse repair under local anaesthetic and Dr Willy Davila covered the recent trends in prolapse repair. Both lectures were well received. The following day, the opening lecture was on prevention of vault prolapse by Prof Paul Riss. Other topics included overactive bladder and stress incontinence and the concluding lecture was on surgical urinary fistula. Panel sessions focussed on childbirth trauma and incontinence. There were five workshops which generated extensive discussion and exchange of ideas.



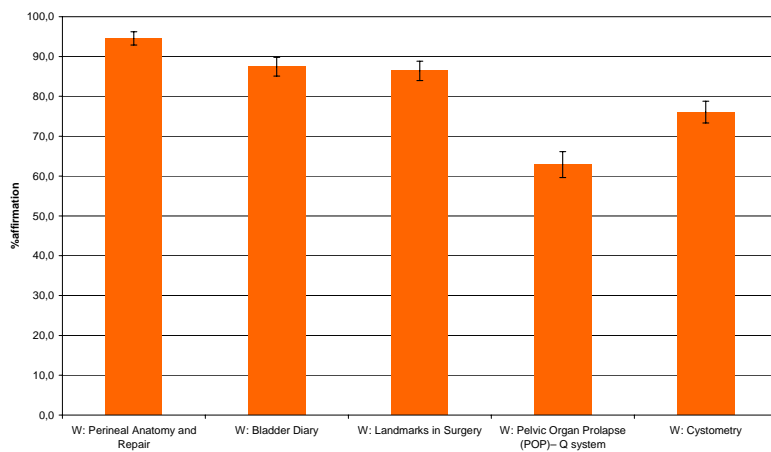
Picture above shows the various workshops in progress

Evaluation and comments

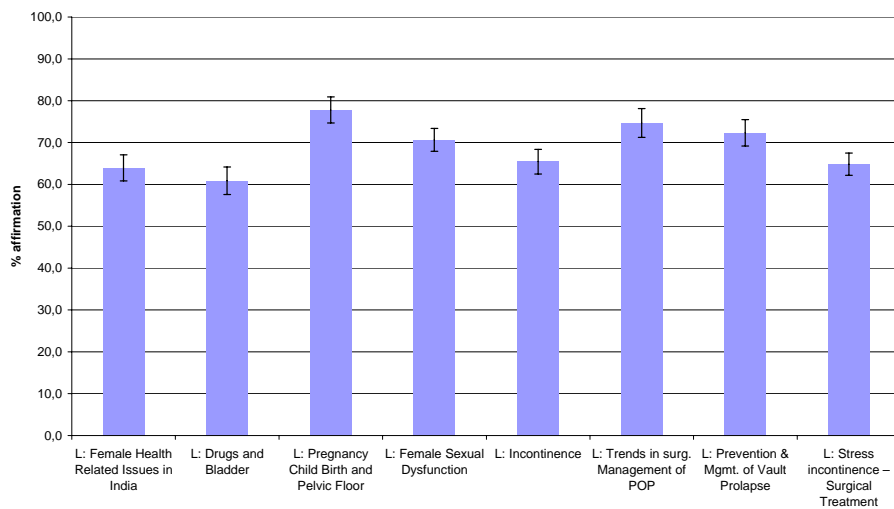
Programme (general aspects)



Workshops



Lectures



Comments from participants:

“...conduct these programs regularly”

“...surgical videos”

“...continue more workshops in more depth”

“...surgery models and kits like materials included in the training”

“...surgical techniques”

“...lecture on popq”

Comment on the evaluation process:

To allow comparison with the IUGA eXchange program in Johannesburg, South Africa 2005, we used the same questions in India. Unfortunately the design of the visual analogue scale (VAS) used to quantify was so different, that it appears unlikely that an adequate comparison can be drawn from the results:

|_____| Design in Johannesburg

|_____||_____| Design in Belgaum

This problem underscores how important it would be to find a standardized and reproducible instrument for measuring and evaluating our educational program.

Course dinner

A course dinner was organised by the local faculty in the Medical College premises. The dinner was preceded by an impressive music and light fountain show which is located in the college garden.



Financial contribution

There was no funding by any pharmaceutical company. All expenses were covered by the delegates fees for the course (Rupees five hundred per person) except for the food expenses which was born by the Department of Urology. The venue was provided by the KLES Hospital & MRC, Belgaum. The equipment, teaching aids and accommodation for speakers and participants travelling from afar was provided by J.N.Medical College, Belgaum free of charge.

Appendix 1

UROGYNAECOLOGY WORKSHOP-2006 On 3rd and 4th June 2006 (IUGA EXCHANGE PROGRAMME)

VENUE: K.L.E.S Hospital and Medical Research Centre, Belgaum.

3rd June 2006

Time	Topics	Faculty name
9.00- 9.20am	Female Health Related Issues in India and Urogynaecology	Dr. Rajmaheshwari
9.30 - 9.50 am	Efficiency of Prolapse Surgery under Local Anaesthesia	Dr. A. Monga
10.00-11.00 am	Pregnancy Child Birth & the Pelvic Floor (Panel discussion)	Dr. B. R. Desai Dr. M. B. Bellad Dr. A. Sultan Dr. K. Gunasekaran Dr. R. B. Nerli
11.45-12.05 pm	Female Sexual Dysfunction	Dr. Thakar
12.15-1.15 pm	Incontinence	Dr. B.R.Nilgar Dr. J. C. Shrivage Dr. R. B. Nerli Dr. S. Park Dr. E. Hanzal
1.15-2.00pm	LUNCH	
2.00-2.20pm	Recent Trends in Surgical Management of POP	Dr. W. Davila
2.30- 5.30 pm	Workshops	
	Perineal Anatomy and Repair	Dr. A. Sultan Dr. R Thakar
	Bladder Diary	Dr. R. B. Nerli Dr. S. I. Neeli
	Land Marks in Surgery	Dr. Paul Riss Dr. S. Park

4th June 2006

Time	Topics	Faculty name
9.00- 9.20am	Prevention and Management of Vault Prolapse	Prof P Riss
9.30- 11.10am	Workshops	
	Pelvic Organ Prolapse (POPQ system)	Dr. E. Hanzal Dr. Rajmaheshwari
	Cystometry	Dr. R. B. Nerli Dr. S. I. Neeli Dr. Raveesh
11.10-11.30 am	Drug Treatment for Overactive-Bladder and Nocturia – What are the Options?	Dr. K. Gunasekaran
11.30-12.30 pm	Case presentations	Dr. Yashita Pujar Dr. Hema Dumale
12.30-12.50 pm	Stress Urinary incontinence – Surgical Treatment	Dr. Sanjay Sinha
1.00-1.20 pm	Post Surgical Urinary Fistula	Dr. A. Mohan
1.20-1.30 pm	CONCLUSION AND LUNCH	

This report has been prepared by Ranee Thakar, Engelbert Hanzal, Paul Riss & Mrutyunjaya Bellad