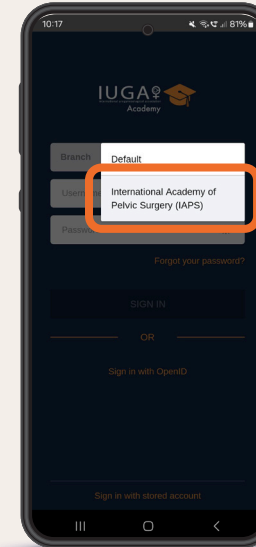


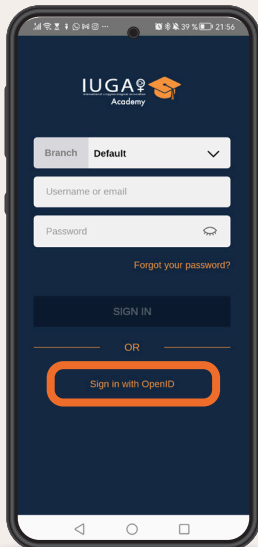
**1** Search for “IUGA Academy” on the Google Store and install it.



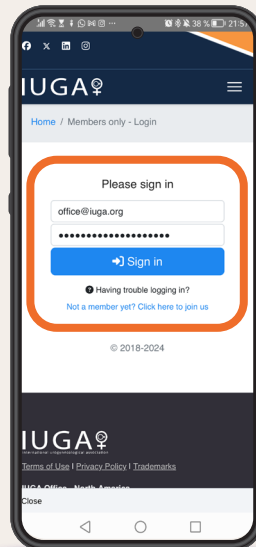
**2** Open the app.



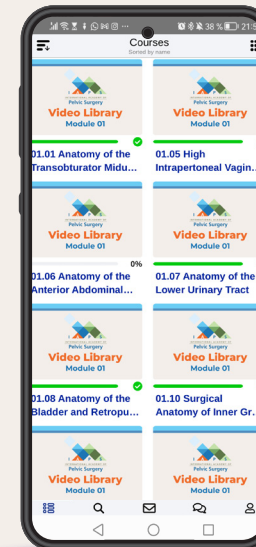
**3** Click on “Branch” and select “IAPS”.



**4** Click on “Sign in with OpenID”.



**5** Enter your IUGA member login details.



**6** And that's it! You can now start using the IUGA Academy app and enjoy IAPS.